



**TRIAL RULES AND REGULATIONS**

**EFFECTIVE FEBRUARY 1, 2020**

## TABLE OF CONTENTS

### **THE FOLLOWING CLUB TITLES ARE FOR AMERICAN BULLDOGS ONLY**

ABTT	American Bulldog Temperament Test	PAGE 3
BST-PD	Breed Suitability Test - Protection Dog	PAGE 6
BST-WP	Breed Suitability Test - Weight Pulling	PAGE 13
BST-HD	Breed Suitability Test - Hunting Dog	PAGE 16
KORUNG	Advanced Breed Suitability Test	PAGE 19

### **THE FOLLOWING CLUB TITLES ARE FOR ALTERNATE BREEDS ONLY**

USABCTT	USABC Temperament Test	PAGE 25
---------	------------------------	---------

### **THE FOLLOWING CLUB TITLES ARE FOR ALL BREEDS**

WST-PD	Working Suitability Test - Protection Dog	PAGE 29
WST-WP	Working Suitability Test - Weight Pulling	PAGE 35
WST-HD	Working Suitability Test - Hunting Dog	PAGE 37
OBT	Obedience Test	PAGE 39

### **THE FOLLOWING INTERNATIONALLY RECOGNIZED TITLES ARE FOR ALL BREEDS AND REQUIRE AN AWDF SCOREBOOK / AWDF CLUB SCOREBOOK**

All International titles will comply with the current international rules and regulations, please refer to the AWDF, USMRA, and DVG America websites.

AWD 1-3  
MR BREVET  
MR 1-3  
SCH/IPO/IGP BH  
SCH/IPO/IGP 1-3  
SCH/IPO/IGP TRACKING 1-3  
SCH/IPO/IGP OBEDIENCE 1-3  
SCH/IPO/IGP PROTECTION 1-3  
SCH/IPO/IGP RANDOM SEARCH TEST  
SCH/IPO/IGP AD- ENDURANCE TEST  
SCH/ IPO/IGP WH 'WATCH DOG' TEST  
SCH/ IPO/IGP FH 1-2 ADVANCED TRACKING  
SCH/ IPO/IGP RH - RESCUE DOG SUITABILITY TEST

# ABTT

## American Bulldog Temperament Test

United States American Bulldog Club is the parent club for the American Bulldog breed and is responsible for promoting the breed as a sound and stable breed; this is acknowledged by the AWDF.

### I. General:

Prior to trialing for any BST or WST offered by USABC, Handler and Dog must pass the ABTT. This is a basic temperament test to evaluate the overall soundness of the dog.

### II. The requirements for participation:

- A. Handler must be a member in good standing with USABC (see Bylaws)
- B. Only American Bulldogs with a USABC scorebook may participate.
- C. Dog must be at least 18 months of age at time of testing
- D. Dog must not have previously attempted and failed three times prior
- E. Dog may not have previously attempted and failed less than one week prior

### IV. Responsibilities:

- A. The host or hosting club:
    - 1. Ensures timely delivery of the registration forms to USABC
    - 2. Provides an Assistant-steward for the Judge
    - 3. Provides all necessary props for complete testing
    - 4. Examines all documents for completeness and accuracy
    - 5. Submits the individual dogs' examined documents including USABC scorebook to the Judge prior to the beginning of the test
  - B. The Judge:
    - 1. Confirms entrants' USABC membership
    - 2. Confirms completeness of scorebook
    - 3. Verifies positive identification
  - C. The Handler:
    - 1. Completes in their entirety all application forms and pay in full prior to testing
    - 2. Provides valid USABC membership card
    - 3. Provides a complete and accurate USABC scorebook
    - 4. Notifies host/ judge if handling a bitch in heat
    - 5. If repeating test, must notify USABC prior to test date to ensure Judge has all applicable documents
    - 6. Provides proper means of valid identification for testing dog
-

# ABTT

## American Bulldog Temperament Test

### Testing Rules

---

1. Dog must be on a fur saver collar or "linked" collar with a leash no longer than 4'-0" attached to the 'dead' ring.
2. No objects or food shall be allowed during the test.
3. Instructions given by the judge are to be obeyed at all times.
4. At any time, if the judge believes that the continuation of the test will overburden the dog physically or mentally or allow for a dangerous situation, the judge may abort the continuation of the test.
5. The test is pass or fail; dog must successfully complete **all** exercises to pass.
6. Each individual exercise is run in succession and the team will stop after the completion of each exercise for direction from the judge before continuing on to the next.
7. The handler and dog must pass each exercise to move onto the next. Any overly shy or overly aggressive reaction will result in failure of the test, and will be judged accordingly by the USABC official administering the test.
8. The handler may **NOT** communicate verbally or physically with the dog at any time, unless instructed to do so by the judge.

**EXERCISE 1 – Neutral Stranger:** (evaluates the dog's reaction to passive socialization) A stranger approaches the handler in a non-threatening manner and shakes hands, ignoring the dog, and engages in a brief conversation. *Alert behavior on the part of the dog is preferable, while indifference and social interest is also permissible.*

**EXERCISE 2 – Friendly Stranger:** (evaluates the dog's social attraction) A stranger approaches in a non-threatening manner and asks the handler if he/she can pet the dog and proceeds to talk to and pet the dog briefly. *Indifference, alert behavior, and social attraction are all acceptable reactions.*

**EXERCISE 3 – Neutral Stranger w/ dog on leash:** (evaluates the handler's control of the dog while on leash and level of dog aggression) A stranger approaches the handler (whose dog is positioned at the handler's left) and walks by on the handler's right w/ a dog on leash ("decoy" dog must be a neutral non-aggressive dog). *The handler's dog may show curiosity, but indifference is ideal.*

**EXERCISE 4 – Object Stimulus:** (evaluates the dog's soundness in regards to visual stimulus) A stranger approaches with an umbrella at his/her side and opens it when the dog and handler are within 5 feet and sets the umbrella on the ground. The handler may allow the dog to approach the umbrella and investigate. The dog may show a reaction if quickly recovered (without handler help) but indifference is ideal.

## ABTT

### American Bulldog Temperament Test

**EXERCISE 5 – Noise Stimulus:** (evaluates the dog's soundness in regards to auditory stimulus) A stranger approaches with a loud noise-making object (i.e. Jugs of rocks or coins, horn, etc.) and when the handler and dog are within 5 feet makes the noise and sets it on the ground. The handler may allow the dog to approach the noise-making object to investigate. *The dog may show a reaction if quickly recovered (without handler help) but indifference is ideal.*

**EXERCISE 6 – Tactile Stimulus:** (evaluates the dog's ability to recover from a change in footing) The dog and handler walk over two areas of change in ground cover, beginning with an uneven surface (i.e. chain link/ wire mesh) and followed by a slick surface (i.e. Plastic tarp, etc.). *The dog may show a reaction if quickly recovered (without handler help) but indifference is ideal.*

**EXERCISE 7 – Traffic Test:** (evaluates the dog's ability to be discretionary in protecting the handler) The handler approaches a long line and attaches it to the dead ring of the dog's collar, while leaving the handler's leash in place. While the handler and dog are in place 2 neutral people pass by, one jogging on foot and one riding by on a bicycle/ motorcycle/ ATV. *The dog may show interest but indifference is ideal.*

**On Exercises 8 and 9: Stranger is to wear hidden equipment as a precautionary measure.**

**EXERCISE 8 – Non-Aggressive stranger:** (evaluate the dog's ability to be discretionary in protecting the handler) While the handler and dog are still in place with the long line and handler's line attached to the dog's collar, a stranger approaches from approximately 30' away in a non-threatening manner, quickly and abruptly. Stranger does not make eye contact with the handler or dog, and then walks away when within 5 feet of the end of the long line. *The dog should ideally be very alert but should be able to discern that there isn't an immediate threat.*

**EXERCISE 9 –Aggressive stranger:** (evaluates the dog's ability to stand it's ground and protect the handler under threat) Immediately after exercise 8, stranger turns around from approximately 30' away and approaches in a direct and aggressive manner, making eye contact with the handler and yelling. *The dog should ideally be very alert, as well as show protective instincts towards its handler. The dog must be at handler's side or in front of handler at exercise completion.*

## **BST-PD**

### **BREED SUITABILITY TEST – PROTECTION DOG**

USABC is the parent club for the American Bulldog breed and is responsible for promoting the breed as a working dog and within a breed standard; this is acknowledged by the AWDF. The BST regulations set forth herein by USABC serve to the advancement of orchestrated breedings of the American Bulldog breed.

#### **I. General:**

The USABC BST is a minimum Breed Suitability Test for the American Bulldog. The purpose of the BST is to select from the breed dogs that in their character, performance, and anatomical construction appear to have the minimal requirements for the conservation and improvement of the working American Bulldog.

#### **II. Definitions:**

A. Approved hip evaluation organizations and results

1. OFA - Hip certification with Fair or Better
2. PH – Both hips below the median for the breed at time of testing
3. Pre-approved equivalent

B. USABC scorebook is the official AWDF scorebook

#### **III. The requirements for participation:**

- A. Handler must be a member in good standing with USABC (see Bylaws)
- B. Only American Bulldogs with a USABC scorebook may participate.
- C. Dog must be at least 24 months of age at time of testing
- D. Dog must not have previously attempted and failed three times prior
- E. Dog may not have previously attempted and failed less than one weeks prior
- F. Dog must have passed the ABTT and test must be recorded into the USABC scorebook prior to testing
- G. Dog must hold a passing hip score by an approved hip evaluation organization and test results must be recorded into the USABC scorebook prior to testing

#### **IV. Responsibilities:**

A. The host or hosting club:

1. Ensures timely delivery of the registration forms to USABC

## **BST-PD**

### **BREED SUITABILITY TEST – PROTECTION DOG**

2. Provides an Assistant-steward for the Judge
3. Provides a starter pistol with ammunition
4. Examines all documents for completeness and accuracy
5. Submits the individual dogs' examined documents including USABC scorebook to the Judge prior to the beginning of the test

#### **B. The Judge:**

1. Confirms entrants' USABC membership
2. Confirms completeness of scorebook (see Definitions)
3. Verifies positive identification

#### **C. The Handler:**

1. Completes in their entirety all application forms and pay in full prior to testing
2. Provides valid USABC membership card
3. Provides a complete and accurate USABC scorebook
4. Notifies host/ judge if handling a bitch in heat
5. If repeating test, must notify USABC prior to test date to ensure Judge has all applicable documents
6. Provides proper means of valid identification for testing dog

# BST-PD

## BREED SUITABILITY TEST – PROTECTION DOG

---

### Testing Rules

---

1. Dog must be on a fur saver collar or “linked” collar with a leash no longer than 4’-0” attached to the ‘dead’ ring.
2. No objects or food shall be allowed during the test.
3. Instructions given by the judge are to be obeyed at all times.
4. At any time, if the judge believes that the continuation of the test will overburden the dog physically or mentally or allow for a dangerous situation, the judge may abort the continuation of the test.

#### A. Introduction

The handler/ dog team approaches the judge on a loose line. The handler introduces the team at which point the Judge verifies the dog is in accordance with the requirements previously set forth.

#### B. Standing Exam and Movement Evaluation

During this inspection the Judge evaluates the dogs overall structure and movement. Dog must allow himself to be examined. Dogs that do not allow this are disqualified.

#### C. Obedience and Protection Evaluation

- A. Each portion of the test is pass or fail, with a minimum of **35/50** points needed to pass each phase. Dog may not move on to the protection phase if it does not pass the obedience phase.
- B. Each individual exercise begins and ends with the basic position. The dog sits on the handler’s left side with its right shoulder at the handler’s knee. Dog shall automatically sit at all halts, while remaining at handlers left side in the basic position.
- C. The judge will signal handler to begin each exercise and handler is to look to judge prior to starting. If requested beforehand by the handler, judge may call out the instructions during the test.
- D. The Obedience portion of the test can be performed off leash but the leash must be removed prior to the start of each exercise. The leash is held in the left hand and should be slack at all times. Protection **MUST** be performed off leash and dog is to remain unleashed until the test is complete.



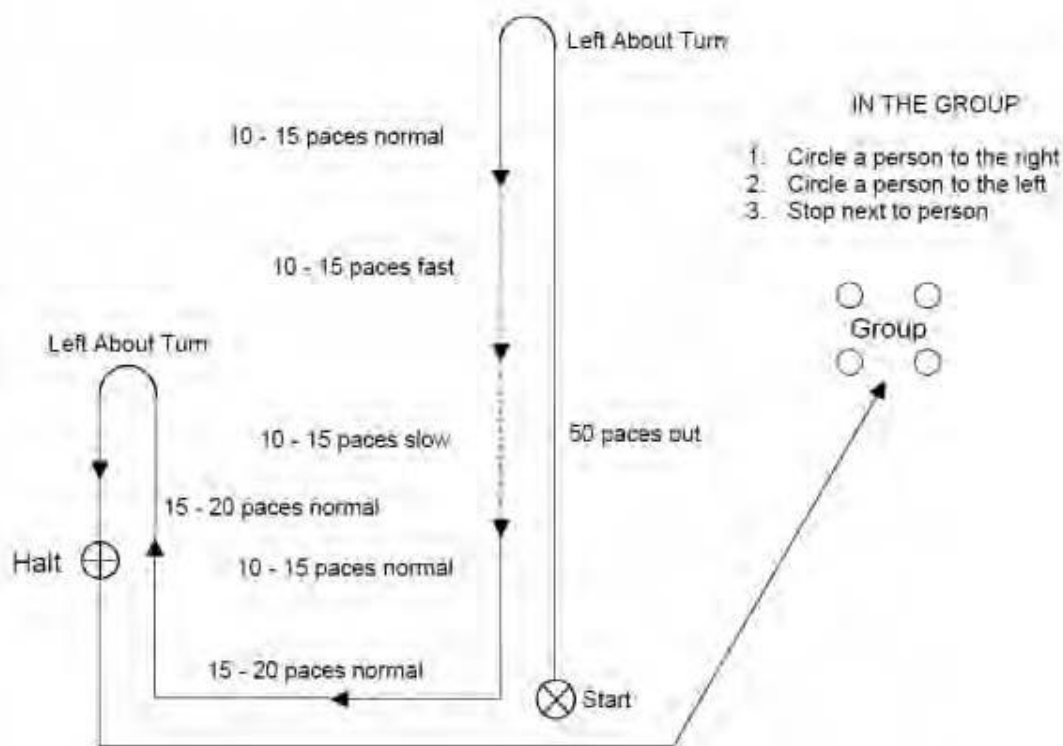
## BST-PD

### BREED SUITABILITY TEST – PROTECTION DOG

- E. The heel command may be given when changing pace and out of each starting position.
- F. Minimal handler help is permissible but excessive handler help is subject to point deductions.
- G. Two gunshots will be fired at 5-second intervals, at a distance of approximately 15 paces, during the first portion of the heeling pattern. Dogs exhibiting gun shyness will be disqualified. Indifference is the ideal reaction, however mild reaction or excitability will not disqualify the dog.
- H. Dogs who fail the protection portion of this test due to training/control problems (ie. refusing to out) may repeat the test.

#### The Required Trial Heeling Pattern

Pattern may be worked with the turns in the opposite direction



**BST-PD**  
**BREED SUITABILITY TEST – PROTECTION DOG**

---

**EXERCISES**

---

**EXERCISE 1 - Heeling on leash with gunshots (15 points)**

- a) From the “starting point” and in the basic position handler gives "heel" command. Handler and dog walk straight ahead without stopping 40-50 paces and execute an about turn.
- b) Without stopping, team continues back 10-15 paces at a normal pace and without stopping, handler initiates a change of pace showing a fast heel for 10-15 paces, followed by a slow heel of 10-15 paces and then a normal pace for 10-15 paces.
- c) Without stopping, team executes a right turn and then continues 15-20 paces followed by another right turn, followed by 15-20 paces and an about turn (left) preceding 5-10 paces to a halt.

**EXERCISE 2 - Heeling through a group (5 points)**

- a. At the judge's signal, the handler heels forward another 10-15 paces, makes a left turn and walks through a group of no less than 4 people. Handler and Dog make a left turn around one group member and a right turn around another group member (figure 8) and halt next to a member of the group. Group members will be asked to move and talk in normal conversation to create distraction. Judge will then dismiss the group.

**EXERCISE 3 - Sit in motion (10 points)**

- a. From the “starting point” and in the basic position, the team heels straight ahead 10-15 paces and the handler gives the "sit" command, drops leash and without stopping, changing pace or looking back continues forward another 30-40 paces, halts and turns to face the dog.
- b. At the judge's signal handler returns to dog, resumes basic position and may return with the dog to the starting point or resume basic position at the pick-up point.

**EXERCISE 4 - Down in motion w/ recall (10 points)**

- a. From basic position dog and handler walk straight ahead 10-15 paces, handler gives "down" command, upon which the dog should quickly lie down. Handler continues without stopping for another 30-40 paces, stops and turns to face the dog.

## BST-PD

### BREED SUITABILITY TEST – PROTECTION DOG

- b. At the judge's signal handler recalls the dog. Dog should run to handler, sit directly in front and pause. At judge's signal, the handler gives the "finish" command for the dog to return to basic position.

#### EXERCISE 5 - Long Down (10 points)

- a. Prior to the beginning of the obedience performance of another dog, the handler downs the dog from the basic position at a designating spot on the field. Handler connects a loose line (provided) to the live ring on the collar.
- b. Handler leaves the dog walking straight ahead 20-30 paces, stops and stands with his/ her back towards the dog. Dog is to remain in place lying calmly.
- c. At the judge's signal handler returns to the dog into basic position with the command sit.

---

**OBEDIENCE PORTION OF THE BST-PD IS COMPLETE AND A PASSING SCORE ALLOWS THE TEAM TO MOVE ON TO THE PROTECTION PORTION OF THE BST-PD.**

---

The helper may be outfitted with a hard sleeve or full-body suit, depending on the individual dog's training.

#### EXERCISE 6 - Surprise attack on handler (out of blind) (20 points)

- a. Upon signal from the judge, handler takes the dog by the collar, removes leash and walks toward the blind. When dog and handler reach a point of approximately 12 feet from the blind, the judge will instruct the helper to come out of the blind and attack the handler, upon which the handler releases the dog. The dog should immediately engage the helper and continue gripping while being driven by the helper. Dog shall receive two moderate stick hits (padded stick) with an interval of 2 or 3 steps between hits. If the dog fails to grip the helper or comes off at any time, the helper must continue to drive the dog. If the dog returns to the helper and grips, the test will continue. If the dog fails to re-grip, the judge shall stop the test and the dog cannot pass.
- b. Upon signal from the judge, handler outs the dog and holds dog by the collar. A total of three (3) out commands are allowed. If the dog refuses to out after first and second commands, handler

## BST-PD

### BREED SUITABILITY TEST – PROTECTION DOG

may, upon judge's instructions, approach the dog to give the final out command. This will reflect in the dog's final evaluation. Handler may not touch the dog.

- c. Following the out, the dog shall guard the helper until the judge signals handler to pick up dog. While guarding the dog should stay intensely focused on the helper, barking or silent guard are permissible. Note: Not guarding cleanly, re-biting after the out command, and loss of focus during the guarding do not constitute failure but will be reflected in the dogs evaluation.

#### EXERCISE 7 - The Courage Test (30 points)

- a. Upon signal from judge, handler takes the dog by the collar. Helper runs away to a distance of approximately 30 yards then turns and runs straight at dog in a threatening manner. Upon judge's signal, handler gives one command and sends the dog on the helper. Dog should run towards the helper immediately, without hesitation, and show full commitment to the bite. Dogs, who fail to engage the helper, come off the grip and do not immediately re-engage, or leave the helper during guarding, do not pass the test.
- b. Helper drives dog then freezes, upon which judge signals handler to out his dog. After dog outs, judge will instruct handler to pick up the dog.

---

**PROTECTION PORTION OF THE BST-PD IS COMPLETE AND THE TEAM REPORTS TO  
THE JUDGE FOR THE FINAL EVALUATION AND CRITIQUE.**

---

## **BST-WP**

### **BREED SUITABILITY TEST – WEIGHT PULL**

USABC is the parent club for the American Bulldog breed and is responsible for promoting the breed as a working dog and within a breed standard; this is acknowledged by the AWDF. The BST regulations set forth herein by USABC serve to the advancement of orchestrated breedings of the American Bulldog breed.

#### **I. General:**

The USABC BST is a minimum Breed Suitability Test for the American Bulldog. The purpose of the BST is to select, from the breed, dogs that in their character, performance, and anatomical construction appear to have the minimal requirements for the conservation and improvement of the working American Bulldog.

#### **II. Definitions:**

- A. Approved hip evaluation organizations and results
  - 1. OFA - Hip certification with Fair or Better
  - 2. PH – Both hips below the median for the breed at time of testing
  - 3. Pre-approved equivalent
- B. USABC scorebook is the official AWDF scorebook

#### **III. The requirements for participation:**

- A. Handler must be a member in good standing with USABC (see Bylaws)
- B. Only American Bulldogs with a USABC scorebook may participate.
- C. Dog must be at least 24 months of age before completing the testing process
- D. Dog must not have previously attempted and failed three times prior
- E. Dog may not have previously attempted and failed less than one weeks prior
- F. Dog must have passed the ABTT and test must be recorded into the USABC scorebook in order to complete the testing
- G. Dog must hold a passing hip score by an approved hip evaluation organization (see Definitions) and test results must be recorded into the USABC scorebook prior to completing the testing. Hip Scores must be presented to a USABC judge at the time of Standing (Conformation) Exam.
- H. Dog must be certified by a sanctioned weight pull judge to have achieved a qualifying pull. See Testing Rules for details.

## **BST-WP**

### **BREED SUITABILITY TEST – WEIGHT PULL**

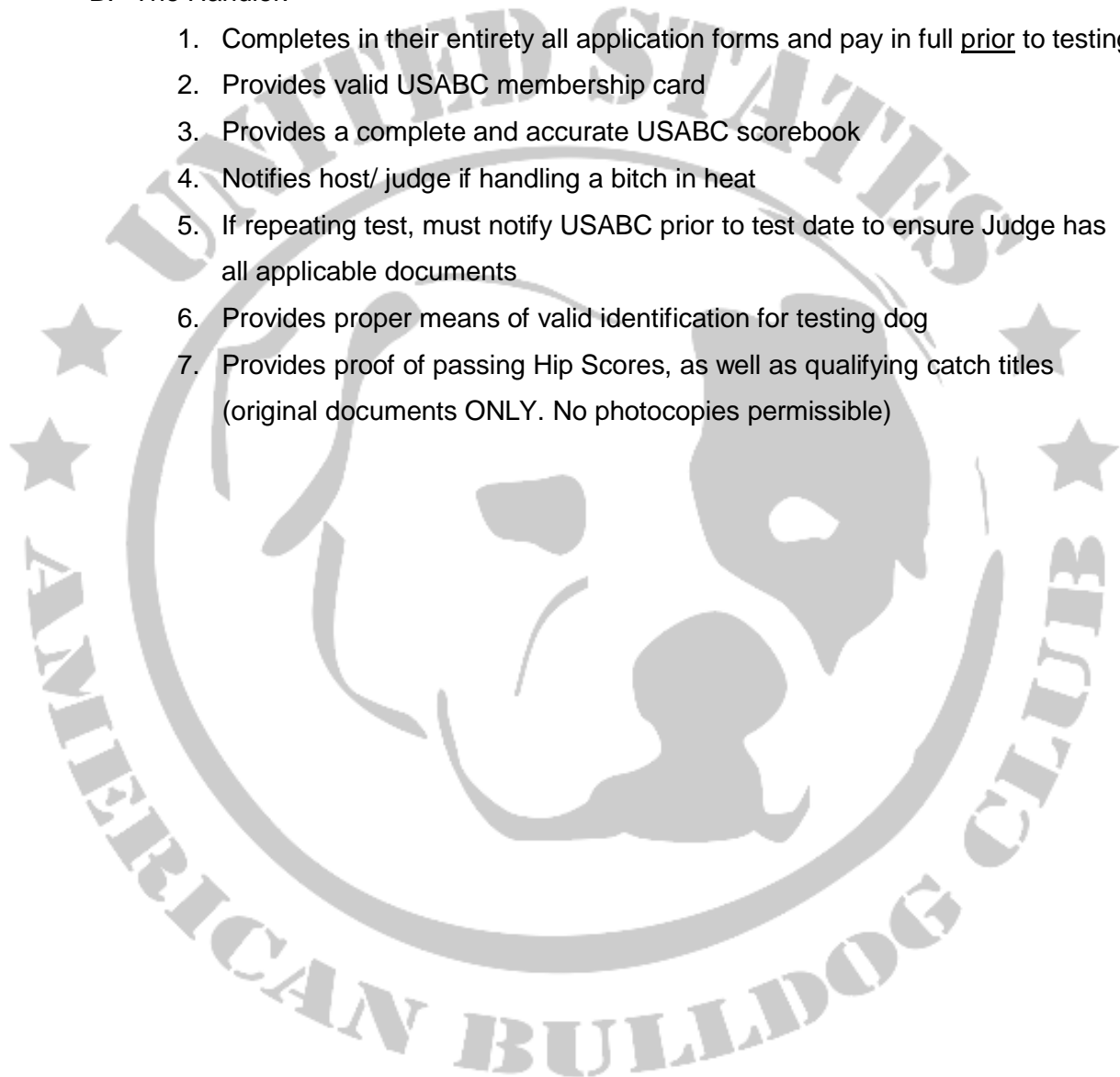
#### **IV. Responsibilities:**

##### **A. The Judge (USABC):**

1. Confirms entrants' USABC membership
2. Confirms completeness of scorebook (see Definitions) and certificates
3. Verifies positive identification

##### **B. The Handler:**

1. Completes in their entirety all application forms and pay in full prior to testing
2. Provides valid USABC membership card
3. Provides a complete and accurate USABC scorebook
4. Notifies host/ judge if handling a bitch in heat
5. If repeating test, must notify USABC prior to test date to ensure Judge has all applicable documents
6. Provides proper means of valid identification for testing dog
7. Provides proof of passing Hip Scores, as well as qualifying catch titles (original documents ONLY. No photocopies permissible)



# **BST-WP**

## **BREED SUITABILITY TEST – WEIGHT PULL**

---

### **Testing Rules**

---

#### **1. Standing Exam and Movement Evaluation**

During this inspection the Judge evaluates the dogs overall structure and movement. Dog must allow himself to be examined. Dogs that do not allow this are disqualified.

#### **2. Title/ Certification**

Dog must follow all rules and regulations as laid out by the pulling organization during the sanctioned pull.

Dog must be certified in writing by an official/steward of a sanctioned weight pull to have successfully pulled a minimum of 30 times it's certified body weight (If on rails the minimum pull is 40 times the certified body weight of the dog). Documentation must include the date and location where the successful pull was completed. An original document bearing the seal of the organization must be provided. Photocopies will not be accepted.

3. Certificates must be provided to a USABC judge for recording in the official USABC scorebook. Also, a sanctioned weight pull judge may record in the official USABC/AWDF scorebook the following: Certified weight of the dog on the day of the pull, the amount pulled by the dog, and the type of surface upon which the weight was pulled.
4. If the qualifying pull is achieved prior to applying for the BST, all certificates and scorebook entries are to be presented at a USABC judge, at a sanctioned USABC event, for the standing (conformation) exam, Hip certification verification, and ABTT. The BST\_WP may ONLY be recorded into the scorebook if all requirements are met and passed. Refer to: III. Requirements
5. If the handler wishes to take the ABTT prior to completion of the qualifying pull, they may submit the BST\_WP application, provide the Hip certifications and stand for the conformation exam at a sanctioned USABC event. Once the qualifying pull is achieved and scorebook and/or certificate proof is received, the handler may mail the qualifying documents with scorebook to USABC for recording of the BST (all original documents will be returned to the handler). The BST\_WP may ONLY be recorded into the scorebook if all requirements are met and passed. Refer to: III. Requirements

## **BST-HD**

### **BREED SUITABILITY TEST – HUNTING DOG**

**If at any point it is determined that any law(s) (Local, State, Federal, et. al.) have been violated, all USABC earned titles will be revoked as will the handler/ owner's USABC membership. It is the responsibility of the handler/ owner and the WBI / WBII issuing party (ICA) to make sure all laws are followed and abided by. United States American Bulldog Club, Inc. does NOT hold any liability.**

USABC is the parent club for the American Bulldog breed and is responsible for promoting the breed as a working dog and within a breed standard; this is acknowledged by the AWDF. The BST regulations set forth herein by USABC serve to the advancement of orchestrated breedings of the American Bulldog breed.

#### **I. General:**

The USABC BST is a minimum Breed Suitability Test for the American Bulldog. The purpose of the BST is to select, from the breed, dogs that in their character, performance, and anatomical construction appear to have the minimal requirements for the conservation and improvement of the working American Bulldog.

#### **II. Definitions:**

- A. Approved hip evaluation organizations and results
  - 1. OFA - Hip certification with Fair or Better
  - 2. PH – Both hips below the median for the breed at time of testing
  - 3. Pre-approved equivalent
- B. USABC scorebook is the official AWDF scorebook

#### **III. The requirements for participation:**

- A. Handler must be a member in good standing with USABC (see Bylaws)
- B. Only American Bulldogs with a USABC scorebook may participate.
- C. Dog must be at least 24 months of age before completing the testing process



## **BST-HD**

### **BREED SUITABILITY TEST – HUNTING DOG**

- D. Dog must not have previously attempted and failed three times prior
- E. Dog may not have previously attempted and failed less than one weeks prior
- F. Dog must have passed the ABTT and test must be recorded into the USABC scorebook in order to complete the testing
- G. Dog must hold a passing hip score by an approved hip evaluation organization (see Definitions) and test results must be recorded into the USABC scorebook prior to completing the testing. Hip Scores must be presented to a USABC judge at the time of Standing (Conformation) Exam.
- H. Dog must be certified by the ICA to have passed the WB I and WB II test

#### **IV. Responsibilities:**

##### **A. The Judge (USABC):**

1. Confirms entrants' USABC membership
2. Confirms completeness of scorebook (see Definitions) and certificates
3. Verifies positive identification

##### **B. The Handler:**

1. Completes in their entirety all application forms and pay in full prior to testing
2. Provides valid USABC membership card
3. Provides a complete and accurate USABC scorebook
4. Notifies host/ judge if handling a bitch in heat
5. If repeating test, must notify USABC prior to test date to ensure Judge has all applicable documents
6. Provides proper means of valid identification for testing dog
7. Provides proof of passing Hip Scores, as well as qualifying catch titles (original documents ONLY. No photocopies permissible)

# **BST-HD**

## **BREED SUITABILITY TEST – HUNTING DOG**

---

### **Testing Rules**

---

#### **1. Standing Exam and Movement Evaluation**

During this inspection the Judge evaluates the dogs overall structure and movement. Dog must allow himself to be examined. Dogs that do not allow this are disqualified.

#### **2. Title/ Certification**

Dog must follow all rules and regulations as laid out by the International Catchdog Association (ICA) and detailed in the WB II; this title tests the dog's ability to work with other dogs while testing the dog's ability to catch and hold for an acceptable amount of time. The prerequisite for this test is the ICA's WB I.

3. Videos may be submitted to the ICA from actual hunts for review and title issuing (Only Fedex, DHL, or UPS packages are accepted).
4. ICA WB II certificates must be provided to a USABC judge for recording in the official USABC scorebook. The scorebook may also be presented to an ICA judge for catch titles to be recorded. The BST\_HD may ONLY be recorded into the scorebook if all requirements are met. Refer to: III. Requirements
5. If the WB I and WB II are achieved prior to applying for the BST, all certificates and scorebook entries are to be presented at a USABC judge, at a sanctioned USABC event, for the standing (conformation) exam, Hip certification verification, and ABTT. The BST\_HD may ONLY be recorded into the scorebook if all requirements are met and passed. Refer to: III. Requirements
6. If the handler wishes to take the ABTT prior to completion of the catch titles, they may submit the BST\_HD application, provide the Hip certifications and stand for the conformation exam at a sanctioned USABC event. Once the catch titles are achieved and scorebook and/or certificate proof is received, the handler may mail the qualifying documents with scorebook to USABC for recording of the BST (all original documents will be returned to the handler). The BST\_HD may ONLY be recorded into the scorebook if all requirements are met and passed. Refer to: III. Requirements

**For any questions regarding the hunting test portion of the title,  
please contact the ICA at [pigdog@truvista.net](mailto:pigdog@truvista.net)**

# KORUNG

## ADVANCED BREED SUITABILITY TEST

The USABC Korung is an advanced Breed Suitability Test for the American Bulldog. It is an extensive test of sound body and mind and only the best of our breed will hold such a title. The purpose of the Korung is to select from the breed dogs that in their character, performance, and anatomical construction appear suitable for the conservation and improvement of the working American Bulldog. The Korung will be offered once each year at the USABC National Championship. The actual test is very similar to the Breed Suitability Test but more intensified.

### Definitions:

#### Approved hip evaluation organizations

Minimum OFA fair

Minimum median PH score

Comparable hip evaluations from organizations can be submitted for review.

#### Approved prerequisite titling organizations and minimum prerequisite tests:

AWDF member clubs – SchH A, IPO1, VPG1, MR Brevet, AWD1

NARA – FR Brevet

USABC – BST breed suitability test

USABC scorebook – includes at minimum: pedigree and required health tests and working tests recorded accurately. This includes completion of transferred or dually recorded scorebooks (see Transferable scorebooks). All pertinent information is to be transferred into the USABC scorebook prior to testing by an approved USABC Official. (Please contact USABC directly for more current information).

Transferable scorebook – the official AWDF scorebook or a scorebook by any AWDF member club.

### I. General:

- a. USABC is the parent club for the American Bulldog breed and is responsible for promoting the breed as a working dog and within a breed standard; this is acknowledged by the AWDF.
- b. The Korung regulations set forth herein by USABC serve to the advancement of orchestrated breedings of the American Bulldog breed.

### II. The requirements for participation:

- a. Handler must be a member in good standing with USABC (see Bylaws).
- b. Only American Bulldogs with a USABC scorebook may participate.
- c. Dog must be at least 30 months of age at time of testing.
- d. Dog must not have previously attempted and failed three times prior.
- e. Dog must have successfully completed a minimum prerequisite test.
- f. Dog must hold a passing hip score by an approved hip evaluation organization (see Definitions)

## KORUNG

### ADVANCED BREED SUITABILITY TEST

#### III. Responsibilities:

- a. The Host or Hosting club:
  1. Ensures timely delivery of the registration forms to USABC.
  2. Provides an Assistant-steward for the Judge.
  3. Provides a tape measure.
  4. Provides a weight scale.
  5. Provides a starter pistol with ammunition.
  6. Provides identification number for each handler (ex. arm band or numbered bibs).
  7. Submit the individual dogs' examined documents including USABC scorebook to the Judge prior to the beginning of the test (see Definitions).
  8. Establishes a legible list of teams in order of being tested. Order determined by blind draw.
  9. Examines all documents for completeness and accuracy
- b. The USABC Board of Directors
  1. Select a qualified Judge.
- c. The USABC Helper Chair
  1. Select 3 Qualified Helpers (2 helpers and 1 alternate).
  2. Ensure all testing materials and equipment are available for use.
- d. The Judge:
  1. Confirms entrant's current USABC membership.
  2. Confirms completeness of scorebook.
  3. Verifies positive identification of dog (microchip or tattoo).
- e. The Handler:
  1. Provides valid USABC membership card.
  2. Provides a complete and accurate USABC scorebook (see Definitions).
  3. Completes in entirety all application forms and entrance fee is paid prior to testing.
  4. Notifies host/ judge if handling a bitch in heat.
  5. If repeating test, must notify Judge of prior test date(s).
  6. Provide proper means of valid identification for testing dog (i.e., readable tattoo or functional microchip reader).

# KORUNG

## ADVANCED BREED SUITABILITY TEST

---

### Testing Rules

---

1. Dog must be on a fur saver collar with a leash no longer than 4'-0" attached to the 'dead' ring. Excessive handler help is subject to dismissal.
2. No objects or food shall be allowed during the test other than "objects" utilized to perform scenarios and approved by the judge prior to testing.
3. Instructions given by the judge are to be obeyed at all times.
4. At any time, if the judge believes that the continuation of the test will overburden the dog physically or mentally or allow for a dangerous situation, the judge may abort the continuation of the test.

#### I. **Impartiality Test**

The handler/ dog team approaches the Judge on a loose lead. The handler introduces the team at which point the Judge verifies the dog is in accordance with the requirements previously set forth. As the dog is presented he should himself to be impartial and self-assured meeting the Judge and his assistant(s). The judge will ask the handler to move freely through the group on a loose lead.

#### II. **Measurements and weights**

The measurements of height and weight must be taken by the Judge or his authorized assistant. If measurements are taken by the judge's assistant, the judge must act as witness and verify all measurements. Weight scale to be used must be verified accurate to +/- 2lbs by the attending judge (suggest verifying accuracy with a known item like 40lb bag of dog food or 50lb exercise dumbbell).

#### III. **Standing Exam and Movement Evaluation**

During this inspection the Judge prepares the breed survey report. The dog is to be presented for this exam without substantial help. Dog must allow himself to be examined. Dogs that will not allow a very brief examination will be disqualified. Movement evaluation will be conducted throughout all exercises and noted in Scoresheet and Scorebook. Structure outside of the standard will be noted. Any dog showing an injury will not be allowed to continue.

#### IV. **Temperament test**

Each dog will be subjected to a temperament test by the Judge to show the dog is stable in character, i.e., in particular he is impartial, unaffected, and self-assured. The examination of the dog's overall character will be made during the over-all breed survey. At no point can the handler physically or verbally guide the dog unless at the direction of the Judge and doing so is immediate cause for dismissal.

##### a. **Conduct over strange footing.**

- i. Team proceeds to walk on a loose lead over varied surfaces. Dog should move assuredly over varied footing surfaces. Behavior will be noted and considered within the overall evaluation and types of footing could include

## KORUNG

### ADVANCED BREED SUITABILITY TEST

but are not limited to plastic tarps, chain-link fencing, lattice fencing, plywood, cardboard, or elevated platforms.

#### b. Acoustic stimulus

- i. Team is walking casually on a loose line towards the Judge. The object of noise (blankgun, airhorn, etc.) and the individual responsible are at the Judges side. At the points of 60 feet and 20 feet from the Judge the noise is emitted. The dog is expected to behave indifferently. Behavior will be noted and considered within the overall evaluation. Strong aggression or avoidance behaviors due to noise sensitivity will be disqualified.

#### c. Public interaction:

- i. At minimum 10 'foreign' people are located at the middle of the testing site prior to the dog approaching. The crowd is to move about and speak but no direct contact with testing dog is allowed including eye contact. The team proceeds through the crowd at random weaving in and out of the crowd. Upon direction of the Judge, an appointed individual approaches the handler and shakes hands. At direction of the Judge, same individual offers a hand to the dog to gauge social interaction. If the dog does not wish to be touched the contact attempt shall be aborted. Disinterest in strangers is not considered faulty.
- ii. The team proceeds to walk back into the moving crowd. At the direction of the Judge, the crowd will close in upon the team to form a close group. No contact shall be made with the dog and handler may give the dog a single command prior. Upon the judges signal the crowd will disperse.

#### d. Handler Bond

- i. Dog is tied out as several non-threatening individuals block visual sight of handler as he moves out of sight and no closer than 100 feet from dog. The remainder of the crowd is loosely dispersed between the dog and handler. After 10 seconds the dog is released from the tieback and the handler calls his dog.

### V. Obedience

#### a. Off lead heeling

- i. USABC BST Heeling pattern

#### b. Down in Motion with recall and finish

- i. Handler will heel his dog at a walking speed off lead approximately 20 paces and command his dog to down. The handler will walk an additional 20 paces and face the dog for recall. The dog should come directly and either front then finish or recall directly to the finish position depending on prior training.

## KORUNG

### ADVANCED BREED SUITABILITY TEST

#### c. Long down while another team works

- i. Handler will heel his dog off lead to the designated location. The handler will leave his dog and walk approximately 40 paces away and stand out of sight of his dog. Upon signal from the judge the handler will return to the dog command the dog to sit.

**\*\*\*\*\*The obedience portion of the exam will be broken down into exercises totaling 40pts. A total of 28pts or (70% of the total) is required to advance to the protection phase. Should a dog leave its handler or leave the long down he will be given 3 commands to recall his dog. If the handler cannot regain control, the team will not continue the Obedience portion and will not continue onto the Protection Phase.**

#### VI. Protection Test

##### a. Surprise attack

- i. Team walks off leash. Upon the mark of a distraction, Helper#1 will perform an attack on handler from a well hidden position (preferably within the confines of an enclosed tent, through an open doorway, etc. The helper will quickly and directly approach the handler with a loud verbal threat. The handler must remain in place. The dog must quickly engage with commitment and remain committed to the bite. The helper will be armed with a clatter-stick and will apply 2 stick hits across the withers. The helper will engage the dog for approximately 15 seconds. During this time he will apply liberal use of any available environmental items (tarps, boxes, jugs w/ rocks, wading pools, bottle walls). Upon the judges signal the helper will halt his attack and the dog will be commanded to out. The judge will order an additional out command every 5 seconds. Should the dog require more than 3 commands he will be dismissed. After the dog outs he must show a consistent guarding behavior for at least 10 seconds (out and barking or out and stare or out and down within 3 paces of the helper). Should the dog leave the helper before being recalled or picked up the exercise will be terminated. Upon signal from the judge the handler may pickup or recall their dog.

##### b. Blind Courage Test

- i. After the surprise attack the handler and dog will heel offlead to the opposite end of the field and stand at a pre-marked location. Helper#2 will approach the team within approximately 40 paces. He will give a loud verbal and physical threat then flee down the field and bend momentarily out of sight behind a building, tent, or visual barrier. The handler will release the dog as the helper leaves his/her line of sight. As the helper flees he will watch the handler/dog. As the helper loses sight of the handler/dog team he will turn and stop running. As the dog comes into view the helper will quickly and directly approach the dog with a loud verbal and physical threat. The impact of the bite will be absorbed and the helper will engage the dog for a minimum of 5 seconds. During this time the helper will apply two firm stick hits with a padded leather stick across the

## KORUNG

### ADVANCED BREED SUITABILITY TEST

withers. The handler will approach upon losing sight of his/her dog and regain visual contact with his/her dog, remaining approximately 40 paces from the dog and helper. Upon the judges signal the helper will halt his attack. The handler will out the dog and will be allowed 3 out commands as in the previous exercise. The dog must release and must show a consistent guarding behavior within 3 paces of the helper for a minimum of 10 seconds. Upon signal from the judge the handler may pickup or recall his/her dog. The handler and dog will then escort the helper back to the judge and must remain within 3 paces of the helper. During the escort the dog should maintain focus on the helper until the exercise is complete.

**\*\*\*The protection portion will be broken down into exercises totaling 100pts. 70pts are required to pass the Korung.**

#### **“TSB” Appraisal of drive, self-confidence and ability to handle stress**

The overall rating for the Protection Test will be one of these graded evaluations: “pronounced”, “sufficient”, or “insufficient”.

- Pronounced: Self-confident, very eager, purposeful, and sure grab with retention of the grip; no negative reactions to the blows; close and attentive watching in the guarding phase.
- Sufficient: A little restraint or less eagerness, e.g., in the self-confidence, determination, the grip, and reaction to the stick, as well as in the guarding phase.
- Insufficient: Lacking in self-confidence, being very limited concerning ability to handle stress, and/or lacking in focus on the helper.



# USABCTT

## United States American Bulldog Club Temperament Test

### I. General:

Prior to trialing for any alternate breed WST offered by USABC, dog must pass the USABCTT. This is a basic temperament test to evaluate the overall soundness of the dog.

### II. The requirements for participation:

- A. All alternate breeds may test with an AWDF scorebook or a certificate will be furnished upon passing.
- C. Dog must be at least 18 months of age at time of testing
- D. Dog must not have previously attempted and failed three times prior
- E. Dog may not have previously attempted and failed less than one week prior

### IV. Responsibilities:

#### A. The host or hosting club:

- 1. Ensures timely delivery of the registration forms to USABC
- 2. Provides an Assistant-steward for the Judge
- 3. Provides all necessary props for complete testing
- 4. Examines all documents for completeness and accuracy
- 5. Submits the individual dogs' examined documents including scorebook (if applicable) to the Judge prior to the beginning of the test

#### B. The Judge:

- 1. Confirms entrants' AWDF membership (if applicable)
- 2. Confirms completeness of scorebook (if applicable)
- 3. Verifies positive identification

#### C. The Handler:

- 1. Completes in their entirety all application forms and pay in full prior to testing
- 2. Provides valid AWDF membership card (if applicable)
- 3. Provides a complete and accurate scorebook (if applicable)
- 4. Notifies host/ judge if handling a bitch in heat
- 5. If repeating test, must notify USABC prior to test date to ensure Judge has all applicable documents
- 6. Provides proper means of valid identification for testing dog

# USABCTT

## United States American Bulldog Club Temperament Test

---

### Testing Rules

---

1. Dog must be on a fur saver collar or “linked” collar with a leash no longer than 4’-0” attached to the ‘dead’ ring.
2. No objects or food shall be allowed during the test.
3. Instructions given by the judge are to be obeyed at all times.
4. At any time, if the judge believes that the continuation of the test will overburden the dog physically or mentally or allow for a dangerous situation, the judge may abort the continuation of the test.
5. The test is pass or fail; dog must successfully complete **all** exercises to pass.
6. Each individual exercise is run in succession and the team will stop after the completion of each exercise for direction from the judge before continuing on to the next.
7. The handler and dog must pass each exercise to move onto the next. Any overly shy or overly aggressive reaction will result in failure of the test, and will be judged accordingly by the USABC official administering the test.
8. The handler may **NOT** communicate verbally or physically with the dog at any time, unless instructed to do so by the judge.

**EXERCISE 1 – Neutral Stranger:** (evaluates the dog’s reaction to passive socialization) A stranger approaches the handler in a non-threatening manner and shakes hands, ignoring the dog, and engages in a brief conversation. *Alert behavior on the part of the dog is preferable, while indifference and social interest is also permissible.*

**EXERCISE 2 – Friendly Stranger:** (evaluates the dog’s social attraction) A stranger approaches in a non-threatening manner and asks the handler if he/she can pet the dog and proceeds to talk to and pet the dog briefly. *Indifference, alert behavior, and social attraction are all acceptable reactions.*

**EXERCISE 3 – Neutral Stranger w/ dog on leash:** (evaluates the handler’s control of the dog while on leash and level of dog aggression) A stranger approaches the handler (whose dog is positioned at the handler’s left) and walks by on the handler’s right w/ a dog on leash (“decoy”

## USABCTT

### United States American Bulldog Club Temperament Test

dog must be a neutral non-aggressive dog). *The handler's dog may show curiosity, but indifference is ideal.*

**EXERCISE 4 – Object Stimulus:** (evaluates the dog's soundness in regards to visual stimulus)

A stranger approaches with an umbrella at his/her side and opens it when the dog and handler are within 5 feet and sets the umbrella on the ground. The handler may allow the dog to approach the umbrella and investigate. *The dog may show a reaction if quickly recovered (without handler help) but indifference is ideal.*

**EXERCISE 5 – Noise Stimulus:** (evaluates the dog's soundness in regards to auditory stimulus)

A stranger approaches with a loud noise-making object (i.e. Jugs of rocks or coins, horn, etc.) and when the handler and dog are within 5 feet makes the noise and sets it on the ground. The handler may allow the dog to approach the noise-making object to investigate. *The dog may show a reaction if quickly recovered (without handler help) but indifference is ideal.*

**EXERCISE 6 – Tactile Stimulus:** (evaluates the dog's ability to recover from a change in footing)

The dog and handler walk over two areas of change in ground cover, beginning with an uneven surface (i.e. chain link/ wire mesh) and followed by a slick surface (i.e. Plastic tarp, etc.). *The dog may show a reaction if quickly recovered (without handler help) but indifference is ideal.*

**EXERCISE 7 – Traffic Test:** (evaluates the dog's ability to be discretionary in protecting the handler)

The handler approaches a long line and attaches it to the dead ring of the dog's collar, while leaving the handler's leash in place. While the handler and dog are in place 2 neutral people pass by, one jogging on foot and one riding by on a bicycle/ motorcycle/ ATV. *The dog may show interest but indifference is ideal.*

**On Exercises 8 and 9: Stranger is to wear hidden equipment as a precautionary measure.**

**EXERCISE 8 – Non-Aggressive stranger:** (evaluate the dog's ability to be discretionary in protecting the handler)

While the handler and dog are still in place with the long line and handler's line attached to the dog's collar, a stranger approaches from approximately 30' away

## USABCTT

### United States American Bulldog Club Temperament Test

in an non-threatening manner, quickly and abruptly. Stranger does not make eye contact with the handler or dog, and then walks away when within 5 feet of the end of the long line. *The dog should ideally be very alert but should be able to discern that there isn't an immediate threat.*

**EXERCISE 9 –Aggressive stranger:** (evaluates the dog's ability to stand it's ground and protect the handler under threat) Immediately after exercise 8, stranger turns around from approximately 30' away and approaches in an direct and aggressive manner, making eye contact with the handler and yelling. *The dog should ideally be very alert, as well as show protective instincts towards its handler. The dog must be at handler's side or in front of handler at exercise completion.*



## WST-PD

### WORKING SUITABILITY TEST – PROTECTION DOG

#### I. General:

The USABC BST is a minimum Working Suitability Test for the American Bulldog and alternate breeds.

#### II. Requirements for participation:

- A. Handler must be a member in good standing with USABC (see Bylaws)
- B. Only American Bulldogs with a USABC scorebook may participate. All other breeds may test with an AWDF scorebook or a certificate will be furnished upon passing.
- C. Dog must be at least 24 months of age at time of testing
- D. Dog must not have previously attempted and failed three times prior
- E. Dog may not have previously attempted and failed less than one weeks prior
- F. Dog must have passed the ABTT/ USABCTT prior to testing

#### III. Responsibilities:

- A. The host or hosting club:
  - 1. Ensures timely delivery of the registration forms to USABC
  - 2. Provides an Assistant-steward for the Judge
  - 3. Provides a starter pistol with ammunition
  - 4. Examines all documents for completeness and accuracy
  - 5. Submits the individual dogs' examined documents including USABC scorebook to the Judge prior to the beginning of the test
- B. The Judge:
  - 1. Confirms entrants' USABC membership
  - 2. Confirms completeness of scorebook (see Definitions)
  - 3. Verifies positive identification
- C. The Handler:
  - 1. Completes in their entirety all application forms and pay in full prior to testing
  - 2. Provides valid USABC membership card
  - 3. Provides a complete and accurate USABC scorebook
  - 4. Notifies host/ judge if handling a bitch in heat
  - 5. If repeating test, must notify USABC prior to test date to ensure Judge has all applicable documents
  - 6. Provides proper means of valid identification for testing dog

# WST-PD

## WORKING SUITABILITY TEST – PROTECTION DOG

---

### Testing Rules

---

1. Dog must be on a fur saver collar or “linked” collar with a leash no longer than 4’-0” attached to the ‘dead’ ring.
2. No objects or food shall be allowed during the test.
3. Instructions given by the judge are to be obeyed at all times.
4. At any time, if the judge believes that the continuation of the test will overburden the dog physically or mentally or allow for a dangerous situation, the judge may abort the continuation of the test.

#### A. Introduction

The handler/ dog team approaches the judge on a loose line. The handler introduces the team at which point the Judge verifies the dog is in accordance with the requirements previously set forth.

#### B. Obedience and Protection Evaluation

- A. Each portion of the test is pass or fail, with a minimum of 35/50 points needed to pass each phase. Dog may not move on to the protection phase if it does not pass the obedience phase.
- B. Each individual exercise begins and ends with the basic position. The dog sits on the handler’s left side with its right shoulder at the handler’s knee. Dog shall automatically sit at all halts, while remaining at handlers left side in the basic position.
- C. The judge will signal handler to begin each exercise and handler is to look to judge prior to starting. If requested beforehand by the handler, judge may call out the instructions during the test.
- D. The Obedience portion of the test can be performed off leash but the leash must be removed prior to the start of each exercise. The leash is held in the left hand and should be slack at all times. Protection MUST be performed off leash and dog is to remain unleashed until the test is complete.

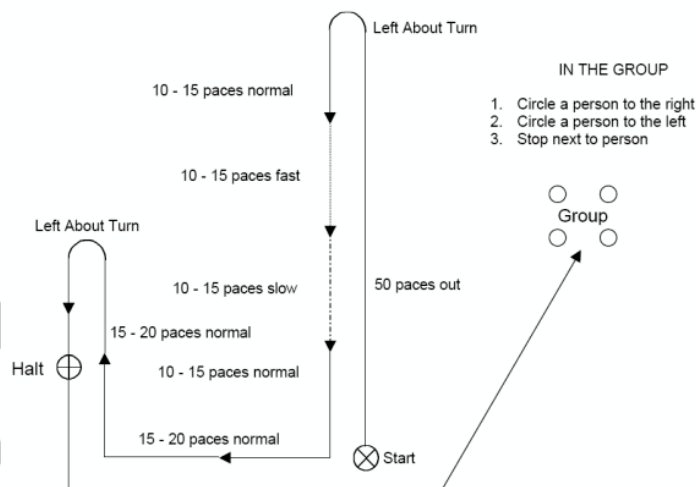
## WST-PD

### WORKING SUITABILITY TEST – PROTECTION DOG

- E. The heel command may be given when changing pace and out of each starting position. Minimal handler help is permissible but excessive handler help is subject to point deductions.
- F. Two gunshots will be fired at 5-second intervals, at a distance of approximately 15 paces, during the first portion of the heeling pattern. Dogs exhibiting gun shyness will be disqualified. Indifference is the ideal reaction, however mild reaction or excitability will not disqualify the dog.
- G. Dogs who fail the protection portion of this test due to training/control problems (ie. refusing to out) may repeat the test.

#### The Required Trial Heeling Pattern

Pattern may be worked with the turns in the opposite direction



**WST-PD**  
**WORKING SUITABILITY TEST – PROTECTION DOG**

---

**EXERCISES**

---

**EXERCISE 1 - Heeling on leash with gunshots (15 points)**

- a) From the “starting point” and in the basic position handler gives "heel" command. Handler and dog walk straight ahead without stopping 40-50 and execute an about turn.
- b) Without stopping, team continues back 10-15 paces at a normal pace and without stopping, handler initiates a change of pace showing a fast heel for 10-15 paces, followed by a slow heel of 10-15 paces and then a normal pace for 10-15 paces.
- c) Without stopping, team executes a right turn and then continues 15-20 paces followed by another right turn, followed by 15-20 paces and an about turn (left) preceding 5-10 paces to a halt.

**EXERCISE 2 - Heeling through a group (5 points)**

- a. At the judge's signal, the handler heels forward another 10-15 paces, makes a left turn and walks through a group of no less than 4 people. Handler and Dog make a left turn around one group member and a right turn around another group member (figure 8) and halt next to a member of the group. Group members will be asked to move and talk in normal conversation to create distraction. Judge will then dismiss the group.

**EXERCISE 3 - Sit in motion (10 points)**

- a. From the “starting point” and in the basic position, the team heels straight ahead 10-15 paces and the handler gives the "sit" command, drops leash and without stopping, changing pace or looking back continues forward another 30-40 paces, halts and turns to face the dog.
- b. At the judge's signal handler returns to dog, resumes basic position and may return with the dog to the starting point or resume basic position at the pick-up point.

**EXERCISE 4 - Down in motion w/ recall (10 points)**

- a. From basic position dog and handler walk straight ahead 10-15 paces, handler gives "down" command, upon which the dog should quickly lie down. Handler continues without stopping for another 30-40 paces, stops and turns to face the dog.



## WST-PD

### WORKING SUITABILITY TEST – PROTECTION DOG

- b. At the judge's signal handler recalls the dog. Dog should run to handler, sit directly in front and pause. At judge's signal, the handler gives the "finish" command for the dog to return to basic position.

#### EXERCISE 5 - Long Down (10 points)

- a. Prior to the beginning of the obedience performance of another dog, the handler downs the dog from the basic position at a designating spot on the field. Handler connects a loose line (provided) to the live ring on the collar.
- b. Handler leaves the dog walking straight ahead 20-30 paces, stops and stands with his/ her back towards the dog. Dog is to remain in place lying calmly.
- c. At the judge's signal handler returns to the dog into basic position with the command sit.

---

**OBEDIENCE PORTION OF THE BST-PD IS COMPLETE AND A PASSING SCORE ALLOWS THE TEAM TO MOVE ON TO THE PROTECTION PORTION OF THE BST-PD.**

---

The helper may be outfitted with a hard sleeve or full-body suit, depending on the individual dog's training.

#### EXERCISE 6 - Surprise attack on handler (out of blind) (20 points)

- a. Upon signal from the judge, handler takes the dog by the collar, removes leash and walks toward the blind. When dog and handler reach a point of approximately 12 feet from the blind, the judge will instruct the helper to come out of the blind and attack the handler, upon which the handler releases the dog. The dog should immediately engage the helper and continue gripping while being driven by the helper. Dog shall receive two moderate stick hits (padded stick) with an interval of 2 or 3 steps between hits. If the dog fails to grip the helper or comes off at any time, the helper must continue to drive the dog. If the dog returns to the helper and grips, the test will continue. If the dog fails to re-grip, the judge shall stop the test and the dog cannot pass.
- b. Upon signal from the judge, handler outs the dog and holds dog by the collar. A total of three (3) out commands are allowed. If the dog refuses to out after first and second commands, handler

## WST-PD

### WORKING SUITABILITY TEST – PROTECTION DOG

may, upon judge's instructions, approach the dog to give the final out command. This will reflect in the dog's final evaluation. Handler may not touch the dog.

- c. Following the out, the dog shall guard the helper until the judge signals handler to pick up dog. While guarding the dog should stay intensely focused on the helper, barking or silent guard are permissible. Note: Not guarding cleanly, re-biting after the out command, and loss of focus during the guarding do not constitute failure but will be reflected in the dogs evaluation.

#### EXERCISE 7 - The Courage Test (30 points)

- a. Upon signal from judge, handler takes the dog by the collar. Helper runs away to a distance of approximately 30 yards then turns and runs straight at dog in a threatening manner. Upon judge's signal, handler gives one command and sends the dog on the helper. Dog should run towards the helper immediately, without hesitation, and show full commitment to the bite. Dogs, who fail to engage the helper, come off the grip and do not immediately re-engage, or leave the helper during guarding, do not pass the test.
- b. Helper drives dog then freezes, upon which judge signals handler to out his dog. After dog outs, judge will instruct handler to pick up the dog.

---

**PROTECTION PORTION OF THE BST-PD IS COMPLETE AND THE TEAM REPORTS TO  
THE JUDGE FOR THE FINAL EVALUATION AND CRITIQUE.**

---

# WST-WP

## WORKING SUITABILITY TEST – WEIGHT PULL

### **I. General:**

The USABC WST is a minimum Working Suitability Test for the American Bulldog and alternate breeds.

### **II. Requirements for participation:**

- A. Handler of American Bulldogs must be a member in good standing with USABC
- B. Only American Bulldogs with a USABC scorebook may participate. All other breeds may test with an AWDF scorebook or a certificate will be furnished upon passing.
- C. Dog must be at least 24 months of age before completing the testing process
- D. Dog must not have previously attempted and failed three times prior
- E. Dog may not have previously attempted and failed less than one weeks prior
- F. Dog must have passed the ABTT/ USABCTT prior to testing
- G. Dog must be certified by a sanctioned weight pull judge to have achieved a qualifying pull. See Testing Rules for details.

### **III. Responsibilities:**

- A. The Judge:
  - 1. Confirms entrants' USABC/ AWDF breed club membership (if applicable)
  - 2. Confirms completeness of scorebook (if applicable)
  - 3. Verifies positive identification
- B. The Handler:
  - 1. Completes in their entirety all application forms and pay in full prior to testing
  - 2. Provides valid USABC/ AWDF breed club membership card (if applicable)
  - 3. Provides a complete and accurate scorebook (if applicable)
  - 4. Notifies host/ judge if handling a bitch in heat
  - 5. If repeating test, must notify USABC prior to test date to ensure Judge has all applicable documents
  - 6. Provides proper means of valid identification for testing dog

## WST-WP

### WORKING SUITABILITY TEST – WEIGHT PULL

---

#### Testing Rules

---

1. Dog must follow all rules and regulations as laid out by the pulling organization during the sanctioned pull.  
Dog must be certified in writing by an official/steward of a sanctioned weight pull to have successfully pulled a minimum of 30 times it's certified body weight (If on rails the minimum pull is 40 times the certified body weight of the dog). Documentation must include the date and location where the successful pull was completed. An original document bearing the seal of the organization must be provided. Photocopies will not be accepted.
2. Certificates must be provided to a USABC judge for recording in the official USABC scorebook. Also, a sanctioned weight pull judge may record in the official USABC/AWDF scorebook the following: Certified weight of the dog on the day of the pull, the amount pulled by the dog, and the type of surface upon which the weight was pulled.
3. If the qualifying pull is achieved prior to applying for the WST, all certificates and scorebook entries are to be presented at a USABC judge, at a sanctioned USABC event, at the time of the ABTT/ USABCTT. The WST\_WP may ONLY be recorded into the scorebook if all requirements are met and passed. Refer to: II. Requirements
4. If the handler wishes to take the ABTT prior to completion of the qualifying pull, they may submit the WST\_WP application and take the ABTT/ USABCTT at a sanctioned USABC event. Once the qualifying pull is achieved and scorebook and/or certificate proof is received, the handler may mail the qualifying documents with scorebook to USABC for recording of the WST (all original documents will be returned to the handler). The WST\_WP may ONLY be recorded into the scorebook if all requirements are met and passed. Refer to: II. Requirements

## WST-HD

### WORKING SUITABILITY TEST – HUNTING DOG

**If at any point it is determined that any law(s) (Local, State, Federal, et. al.) have been violated, all USABC earned titles will be revoked as will the handler/ owner's USABC membership. It is the responsibility of the handler/ owner and the WBI / WBII issuing party (ICA) to make sure all laws are followed and abided by. United States American Bulldog Club, Inc. does NOT hold any liability.**

#### **I. General:**

The USABC WST is a minimum Working Suitability Test for the American Bulldog and alternate breeds.

#### **II. The requirements for participation:**

- A. Handler of American Bulldogs must be a member in good standing with USABC
- B. Only American Bulldogs with a USABC scorebook may participate. All other breeds may test with an AWDF scorebook or a certificate will be furnished upon passing.
- C. Dog must be at least 24 months of age before completing the testing process
- D. Dog must not have previously attempted and failed three times prior
- E. Dog may not have previously attempted and failed less than one weeks prior
- F. Dog must have passed the ABTT/ USABCTT prior to testing
- G. Dog must be certified by the ICA to have passed the WB I and WB II test

#### **III. Responsibilities:**

##### **A. The Judge:**

- 1. Confirms entrants' USABC/ AWDF breed club membership (if applicable)
- 2. Confirms completeness of scorebook (if applicable)
- 3. Verifies positive identification

##### **B. The Handler:**

- 1. Completes in their entirety all application forms and pay in full prior to testing
- 2. Provides valid USABC/ AWDF breed club membership card (if applicable)
- 3. Provides a complete and accurate scorebook (if applicable)

## WST-HD

### WORKING SUITABILITY TEST – HUNTING DOG

4. Notifies host/ judge if handling a bitch in heat
5. If repeating test, must notify USABC prior to test date to ensure Judge has all applicable documents
6. Provides proper means of valid identification for testing dog

---

#### Testing Rules

---

1. Dog must follow all rules and regulations as laid out by the International Catchdog Association (ICA) and detailed in the WB II; this title tests the dog's ability to work with other dogs while testing the dog's ability to catch and hold for an acceptable amount of time. The prerequisite for this test is the ICA's WB I.
2. Videos may be submitted to the ICA from actual hunts for review and title issuing (Only Fedex, DHL, or UPS packages are accepted).
3. ICA WB II certificates must be provided to a USABC judge for recording in the official USABC scorebook. The scorebook may also be presented to an ICA judge for catch titles to be recorded. The WST\_HD may ONLY be recorded into the scorebook if all requirements are met. Refer to: II. Requirements
4. If the WB I and WB II are achieved prior to applying for the WST, all certificates and scorebook entries are to be presented at a USABC judge, at a sanctioned USABC event, at the time of the ABTT/ USABCTT. The WST\_HD may ONLY be recorded into the scorebook if all requirements are met and passed. Refer to: II. Requirements
5. If the handler wishes to take the ABTT/ USABCTT prior to completion of the catch titles, they may submit the WST\_HD application and take the ABTT/ USABCTT at a sanctioned USABC event. Once the catch titles are achieved and scorebook and/or certificate proof is received, the handler may mail the qualifying documents with scorebook to USABC for recording of the WST (all original documents will be returned to the handler). The WST\_HD may ONLY be recorded into the scorebook if all requirements are met and passed. Refer to: II. Requirements

**For any questions regarding the hunting test portion of the title,  
please contact the ICA at [pigdog@truvista.net](mailto:pigdog@truvista.net)**

# OBT

## OBEDIENCE TEST

### I. General:

The USABC OBT is a minimum Obedience Test for the American Bulldog and alternate breeds.

### II. Requirements for participation:

- A. Handler must be a member in good standing with USABC (see Bylaws)
- B. Only American Bulldogs with a USABC scorebook may participate. All other breeds may test with an AWDF scorebook or a certificate will be furnished upon passing.
- C. Dog must be at least 18 months of age at time of testing
- D. Dog must have passed the ABTT/ USABCTT prior to testing

### III. Responsibilities:

#### A. The host or hosting club:

- 1. Ensures timely delivery of the registration forms to USABC
- 2. Provides an Assistant-steward for the Judge
- 3. Provides a starter pistol with ammunition
- 4. Examines all documents for completeness and accuracy
- 5. Submits the individual dogs' examined documents including USABC scorebook to the Judge prior to the beginning of the test

#### B. The Judge:

- 1. Confirms entrants' USABC membership
- 2. Confirms completeness of scorebook (see Definitions)
- 3. Verifies positive identification

#### C. The Handler:

- 1. Completes in their entirety all application forms and pay in full prior to testing
- 2. Provides valid USABC membership card
- 3. Provides a complete and accurate USABC scorebook
- 4. Notifies host/ judge if handling a bitch in heat
- 5. If repeating test, must notify USABC prior to test date to ensure Judge has all applicable documents
- 6. Provides proper means of valid identification for testing dog

# OBT

## OBEDIENCE TEST

---

### Testing Rules

---

1. Dog must be on a fur saver collar or “linked” collar with a leash no longer than 4’-0” attached to the ‘dead’ ring.
2. No objects or food shall be allowed during the test.
3. Instructions given by the judge are to be obeyed at all times.
4. At any time, if the judge believes that the continuation of the test will overburden the dog physically or mentally or allow for a dangerous situation, the judge may abort the continuation of the test.

#### A. Introduction

The handler/ dog team approaches the judge on a loose line. The handler introduces the team at which point the Judge verifies the dog is in accordance with the requirements previously set forth.

#### B. Obedience Evaluation

- A. The test is pass or fail, with a minimum of 35/50 points needed to pass each phase.
- B. Each individual exercise begins and ends with the basic position. The dog sits on the handler’s left side with its right shoulder at the handler’s knee. Dog shall automatically sit at all halts, while remaining at handlers left side in the basic position.
- C. The judge will signal handler to begin each exercise and handler is to look to judge prior to starting. If requested beforehand by the handler, judge may call out the instructions during the test.
- D. The Obedience portion of the test can be performed off leash but the leash must be removed prior to the start of each exercise. The leash is held in the left hand and should be slack at all times.
- E. The heel command may be given when changing pace and out of each starting position. Minimal handler help is permissible but excessive handler help is subject to point deductions.
- F. Two gunshots will be fired at 5-second intervals, at a distance of approximately 15 paces, during the first portion of the heeling pattern. Dogs exhibiting gun shyness will be



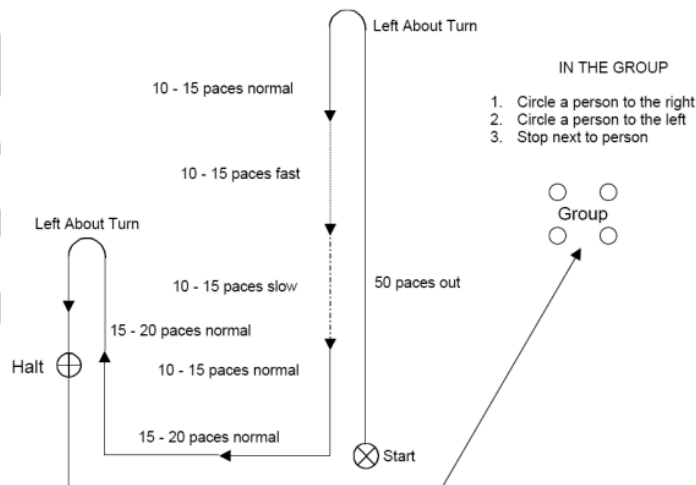
# OBT

## OBEDIENCE TEST

disqualified. Indifference is the ideal reaction, however mild reaction or excitability will not disqualify the dog.

### The Required Trial Heeling Pattern

Pattern may be worked with the turns in the opposite direction



### EXERCISES

#### EXERCISE 1 - Heeling on leash with gunshots (15 points)

- From the "starting point" and in the basic position handler gives "heel" command. Handler and dog walk straight ahead without stopping 40-50 and execute an about turn.
- Without stopping, team continues back 10-15 paces at a normal pace and without stopping, handler initiates a change of pace showing a fast heel for 10-15 paces, followed by a slow heel of 10-15 paces and then a normal pace for 10-15 paces.
- Without stopping, team executes a right turn and then continues 15-20 paces followed by another right turn, followed by 15-20 paces and an about turn (left) preceding 5-10 paces to a halt.

# **OBT**

## **OBEDIENCE TEST**

### **EXERCISE 2 - Heeling through a group (5 points)**

- a. At the judge's signal, the handler heels forward another 10-15 paces, makes a left turn and walks through a group of no less than 4 people. Handler and Dog make a left turn around one group member and a right turn around another group member (figure 8) and halt next to a member of the group. Group members will be asked to move and talk in normal conversation to create distraction. Judge will then dismiss the group.

### **EXERCISE 3 - Sit in motion (10 points)**

- a. From the "starting point" and in the basic position, the team heels straight ahead 10-15 paces and the handler gives the "sit" command, drops leash and without stopping, changing pace or looking back continues forward another 30-40 paces, halts and turns to face the dog.
- b. At the judge's signal handler returns to dog, resumes basic position and may return with the dog to the starting point or resume basic position at the pick-up point.

### **EXERCISE 4 - Down in motion w/ recall (10 points)**

- a. From basic position dog and handler walk straight ahead 10-15 paces, handler gives "down" command, upon which the dog should quickly lie down. Handler continues without stopping for another 30-40 paces, stops and turns to face the dog.
- b. At the judge's signal handler recalls the dog. Dog should run to handler, sit directly in front and pause. At judge's signal, the handler gives the "finish" command for the dog to return to basic position.

### **EXERCISE 5 - Long Down (10 points)**

- a. Prior to the beginning of the obedience performance of another dog, the handler downs the dog from the basic position at a designating spot on the field. Handler connects a loose line (provided) to the live ring on the collar.
- b. Handler leaves the dog walking straight ahead 20-30 paces, stops and stands with his/ her back towards the dog. Dog is to remain in place lying calmly.
- c. At the judge's signal handler returns to the dog into basic position with the command sit.